

**Report to General Manager**Attachments:  
Nil**SUBJECT:** North Sydney – An Early Snapshot from 2016 ABS Census**AUTHOR:** Eric Poulos, Community Worker - Social Planner**ENDORSED BY:** Martin Ellis, Director Community and Library Services**EXECUTIVE SUMMARY:**

The publication of the 2016 ABS Census coupled with other data such as education enrolments, gives the opportunity to review changes to the North Sydney Local Government Area's demographics over the past five years. It shows that the population of 72,037 has increased by over 5,000 people with females outnumbering males by 5.6%. They are living in 36,846 dwellings with an increasing population density due to growing medium and high density developments. The North Sydney LGA, compared to the rest of NSW, has higher proportions of a young workforce (25 to 34), parents and homebuilders (35 to 49), empty nesters and retirees (60 to 69), and seniors (70 to 84). It has lower proportions of babies and preschoolers (0 to 4), primary schoolers (5 to 11), and secondary schoolers (12 to 17).

With regard to housing, 43% of households were purchasing or fully owned their home, 47.4% were renting (mostly privately) and 1.6% were in social housing in 2016. 89.2% of the dwellings are medium or high density, compared to 33% in New South Wales. The LGA supports over 17,000 students with many travelling to North Sydney from outside the area. There are 11 public and private infants and primary schools with over 7,000 students enrolled. There are 10 secondary schools providing schooling to around 8,500 young people between years 7 and 12. Adult education is a significant contributor to the North Sydney economy with the presence of the Australian Catholic University and a number of business and industry training colleges and institutes. In the North Sydney LGA, there were 92,467 local jobs. 48,769 residents were employed, in North Sydney and elsewhere. In 2015, the Business Services sector accounted for 56.0% of employment in the North Sydney LGA.

The area is growing in cultural and linguistic diversity (CALD) with 23% of people born in countries where English was not their first language. Between 2011 to 2016, 7,128 came as new arrivals. The highest numbers came from China, India and the Philippines. 22% spoke a language other than English at home, with those speaking Mandarin, Portuguese, Spanish and Hindi showing the greatest increase. Aboriginals and Torres Strait Islanders are 0.3% of the population. Between the 2011 and 2016, there were marked changes in religious attributes with 25,231 identifying as having "No Religion", while there was a significant decline in those identifying as Christian (in particular, those of the Anglican faith).

**FINANCIAL IMPLICATIONS:**

Nil.

**RECOMMENDATION:**

1. **THAT** the report be received.
-

**LINK TO DELIVERY PROGRAM**

The relationship with the Delivery Program is as follows:

- Direction: 4. Our Social Vitality
- Outcome: 4.7 Community is active and healthy  
4.8 Enhanced community facilities, information and services

**CONSULTATION REQUIREMENTS**

Community engagement is not required.

**SUSTAINABILITY STATEMENT**

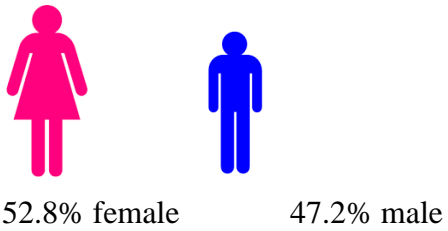
The sustainability implications are of a minor nature and did not warrant a detailed assessment.

**DETAIL**

The North Sydney Local Government Area (LGA) is located on the northern side of Sydney Harbour, and covers 10 square kilometres. It is both urban and green in character, comprising two Central Business Districts (CBDs), smaller suburban centres, residential areas, parks and open spaces.



<b>KEY STATISTICS</b>		
<b>Characteristic</b>	<b>2016</b>	<b>2011</b>
Population (Adjusted)	72,037	66,747
Land area (unchanged)	1,049 hectares (10km <sup>2</sup> )	1,049 hectares (10km <sup>2</sup> )
Population density	64.50 persons per hectare (PPH)	59.38 persons per hectare (PPH)



Residents occupy 36,846 dwellings with an average household size of 1.99 persons. North Sydney is very densely populated thanks largely to the medium and high density apartments and dwellings which are forming a growing part of the landscape. The most densely populated suburbs are Kirribilli (87.36 PPH), Milsons Point-Lavender Bay (85.14 PPH) and Neutral Bay (81.25 PPH).

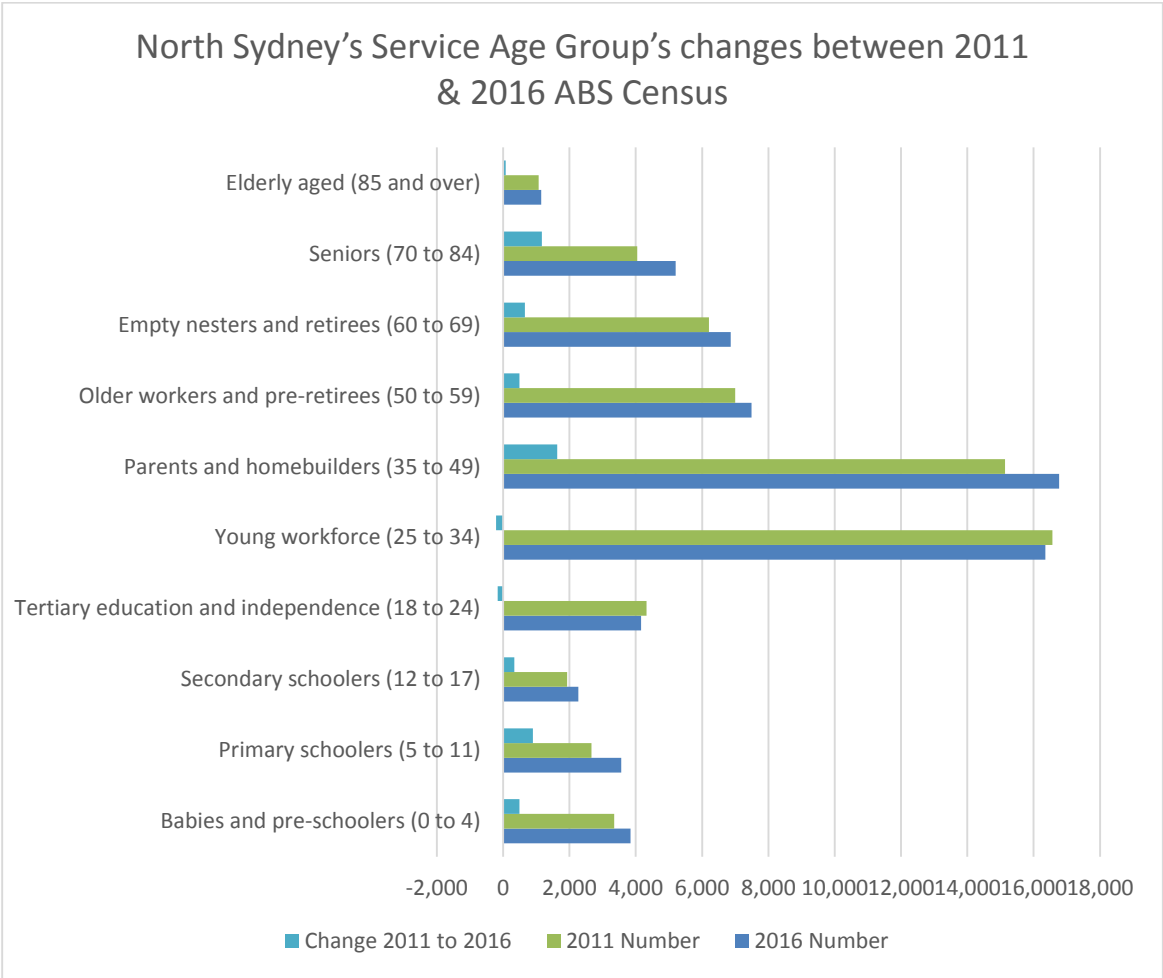
The North Sydney LGA residential population, compared to the rest of NSW, has higher proportions of:

- Young workforce (25 to 34)
- Parents and homebuilders (35 to 49)
- Empty nesters and retirees (60 to 69), and
- Seniors (70 to 84)

It has lower proportions of:

- Babies and preschoolers (0 to 4)
- Primary schoolers (5 to 11), and
- Secondary schoolers (12 to 17)

The population can be aggregated into “age stages” as shown below:



---

## North Sydney Population and Housing Characteristics

The major driver of population change in the North Sydney Council area is the continued attractiveness of the area for young adults seeking inner city accommodation close to employment, education and entertainment. The addition of large numbers of new dwellings, particularly in Crows Nest-St Leonards and North Sydney will continue to feed population growth. The proximity to rail transport and other services, as well as the higher share of rental stock (apartments) is attractive to young professionals, new parents and homebuilders.

Like other sort after areas of Sydney, North Sydney is increasingly absorbing medium and high density housing:

- The total number of households in North Sydney Council area increased by 1,494 between 2011 and 2016
- 89.2% of the dwellings are medium or high density, compared to 33% in New South Wales.
- Of these, 3,940 are unoccupied private dwellings.
- Between 2011 and 2016, the number of households with children increased by 1,352 households or 21.4%.
- Families are prepared to live in apartments to take advantage of proximity to schools, work, transport and amenities. Of all the Local Government Areas in Australia, North Sydney ranks 9th at 11.4%, in terms of the highest concentrations of children living in apartments.
- There is also proportionally a higher number of lone person households (32.4%) and group households (6.1%) - significantly higher than the State averages (22.4% and 3.9% respectively).
- 43% of households were purchasing or fully owned their home, 47.4% were renting (mostly privately) and 1.6% were in social housing in 2016 (the rest didn't answer the question).

## North Sydney Education Characteristics

Our local government area supports over 17,000 students. A significant number of students travel to North Sydney from outside the area.



*ANZAC Park Public School*

## Infants and Primary School Students

- There are 11 institutions providing infants and primary school care to young people in the North Sydney LGA. In 2017, 5,158 primary school students were enrolled in the 4 public schools.
-

- A survey of the 7 private schools in 2015 showed that of the 2,055 students enrolled, 1,406 were from outside the LGA, which represents 68% of total attendees.
- Non local students attending schools ranged from 5% at Cammeray Public School to 89% at St Aloysius.

### **Secondary School Students**

- There are 10 schools providing junior secondary and senior secondary schooling to young people in North Sydney, the majority being private schools. A survey of the schools in 2015 showed that they educate 8,523 young people between year 7 and year 12.
- Three of the schools, Cammeraygal High School, North Sydney Boys High and North Sydney Girls High are public schools, with the last two being selective public schools. Seven are private schools. 93.7% of Cammeraygal High School students come from the North Sydney LGA, while only 8% of North Sydney Boys High and North Sydney Girls High students are local.

### **Adult and Tertiary Education**

- Adult education is alive and well in North Sydney. North Sydney is home to the Australian Catholic University, a number of business and industry training colleges and institutes as well as community and personal development courses through local providers. The Australian Catholic University for example has over 5,000 enrolled students with around 15% being international students. Interestingly, around 66.3% of students are female with some of the courses offered, such as nursing, teaching, occupational therapy and early childhood education, attracting more female enrolments.
- While Crows Nest TAFE is situated near the North Sydney CBD and offers vocational and higher education programs in hospitality, child care studies and business, it is slated to close in 2018 in order to accommodate the need to provide a senior high school (Cammeraygal High) to support the growing number of young people in the region that intend to complete their year 12 schooling. All programs and services currently delivered from Crows Nest will be relocated across campuses in Northern Sydney including at St Leonards, Ryde and Brookvale.
- St Leonards TAFE is also the site of Bradfield Senior College, where students who struggle with mainstream schooling have access to smaller class sizes and individual mentoring in order to a complete specialised HSC and vocational courses. Council's Youth Workers from Planet X Youth Centre have the opportunity to contribute to Bradfield's Industry Experience Program and support young people onto vocational outcomes.

### **Economic and Employment Snapshot**

- There were 92,467 jobs located in the North Sydney Council area as of the 30th June 2016.
  - There were 48,769 residents employed as of the 30th June 2016.
  - 37,792 people living in North Sydney Council area in 2011 were employed, of which 75% worked full-time and 24% part-time.
  - In 2015, the Business Services sector accounted for 56.0% of employment in North Sydney Council area. The other significant sectors were Household Services (21.5%) and Goods Related (17.6%) industries.
-

### Cultural and Linguistic Diversity (CALD)

- In 2016, 23% of people in North Sydney Council area, came from countries where English was not their first language.
- 28% of new arrivals born overseas - 7,128 - arrived in Australia between 2011 and August 2016.



- North Sydney's newest and fastest growing non-English speaking background arrivals are from China, India and the Philippines which is consistent with Australia's general CALD immigration numbers.
- Though we have high numbers of people from Japan, there has been a small decrease in this population. Most new arrivals have immigrated under skilled migration or family visas and many are studying.
- North Sydney is also home to a significant number of culturally diverse people born in English speaking countries. The table below shows the top ten countries by birth of our residents.

#### Birthplace - Ranked by Size

NSC - Overseas born Birthplace	2016		2011		Change 2011-2016
	Number	%	Number	%	
1. United Kingdom	5,172	7.6	5,009	8.0	+163
2. New Zealand	2,024	3.0	2,055	3.3	-31
3. China	1,961	2.9	1,382	2.2	+579
4. India	1,328	2.0	925	1.5	+403
5. South Africa	1,096	1.6	958	1.5	+138
6. United States of America	1,053	1.6	911	1.5	+142
7. Japan	1,027	1.5	1,040	1.7	-13
8. Hong Kong	958	1.4	888	1.4	+70
9. Philippines	673	1.0	490	0.8	+183
10. Malaysia	559	0.8	556	0.9	+3

English Speaking countries in yellow



- In the North Sydney Council area, 22% of people spoke a language other than English at home in 2016. The largest changes in the spoken languages of the population in North Sydney Council area between 2011 and 2016 were for those speaking:
  - Mandarin (+782 persons)
  - Portuguese (+264 persons)
  - Spanish (+239 persons)
  - Hindi (+176 persons)
- The Spanish speakers not only come from Spain, but also from South American countries such as Colombia, Peru, Argentina and Chile. Those speaking Portuguese are overwhelmingly from Brazilian background with some from Portugal.

The top 10 Languages spoken at home in North Sydney were:

Language (excludes English)	Number	%	Number	%	2011 to 2016
1. Mandarin	2,276	3.4	1,494	2.4	+782
2. Cantonese	1,658	2.5	1,662	2.7	-4
3. Japanese	1,191	1.8	1,174	1.9	+17
4. Spanish	941	1.4	702	1.1	+239
5. French	735	1.1	563	0.9	+172
6. Hindi	538	0.8	362	0.6	+176
7. Italian	503	0.7	418	0.7	+85
8. Thai	495	0.7	343	0.6	+152
9. German	484	0.7	435	0.7	+49
10. Portuguese	438	0.6	174	0.3	+264

### Aboriginals and Torres Strait Islanders

Aboriginals and Torres Strait Islanders number 201 of North Sydney's residents making up 0.3% of the population, significantly lower than the average for NSW (2.9%).


### Religion in North Sydney

According to the 2016 ABS Census, North Sydney LGA, has a rapidly growing rate of people answering "No Religion" to the non-compulsory question: 'What is the person's religion?'. Christian denominations made up 29,078 people and of the top ten religions in North Sydney, four were non-Christian denominations (Buddhism, Hinduism, Judaism and Islam).

<b>North Sydney Total persons</b>	2016		2011		<b>Change</b>
<b>Religion</b>	<b>Number</b>	<b>%</b>	<b>Number</b>	<b>%</b>	<b>2011 to 2016</b>
No Religion	25,231	37.3	17,976	28.9	+7,255
Western (Roman) Catholic	14,411	21.3	14,322	23.0	+89
Anglican	8,763	13.0	10,836	17.4	-2,073
Buddhism	1,855	2.7	1,960	3.1	-105
Hinduism	1,551	2.3	1,221	2.0	+330
Uniting Church	1,285	1.9	1,558	2.5	-273
Presbyterian and Reformed	1,245	1.8	1,438	2.3	-193
Christian, nfd	965	1.4	888	1.4	+77
Orthodox (Greek, Russian & Serbian)	753	1.1	758	1.2	-5
Judaism	648	1.0	681	1.1	-33
Islam	471	0.7	431	0.7	+40

### **North Sydney as a Destination**

In addition to large numbers of people who come to North Sydney for work or to study, the local area is also popular for visitors and tourists. At certain times of the year and for special events, tens of thousands of people travel to North Sydney to watch boat races by day, fireworks by night, or to simply picnic by the Harbour. Monthly markets, in various locations throughout North Sydney, as well as Christmas, Youth Week and other festival events, attract thousands more.



*The Coal Loader, Waverton*