

Appendix C: Commuter Profile

Table of Contents

Appendix D: Commuter Profile	1
Table of Contents	2
1 Commuter Profile	3
1.1 Overall	3
1.2 Persons commuting into North Sydney LGA from the balance of Greater Sydney	Error! Bookmark not defined.

Figures

Figure 1-1: Overall Commuter Profile	Error! Bookmark not defined.
Figure 1-2: Persons working in North Sydney LGA by LGA of usual residence (top 30)....	5
Figure 1-3: Persons usually resident in North Sydney LGA by LGA of work (top 30)	6
Figure 1-4: Individual income profile for persons living and working in North Sydney LGA, persons commuting into the LGA from the balance of Greater Sydney and commuting out to the balance of Greater Sydney from the LGA	7
Figure 1-5: Occupation profile for persons living and working in North Sydney LGA, persons commuting into the LGA from the balance of Greater Sydney and commuting out to the balance of Greater Sydney from the LGA	9
Figure 1-6: In-Commuters – Individual Income Band by Sex and Part-Time / Full-Time Employed.....	Error! Bookmark not defined.
Figure 1-7: In-Commuters – Individual Income Band by Age.....	Error! Bookmark not defined.

1 Commuter Profile

1.1 Overall

Of the 72,250 persons working in North Sydney LGA at the time of the 2016 ABS Census of Population and Housing, only 10,100 (14%) also lived in the LGA. Of the approximately 62,000 persons commuting into North Sydney LGA for work, 60,400 (97%) lived in the balance of Greater Sydney. Approximately 30,000 persons commuted out of North Sydney LGA at the time of the Census, and of these, 29,200 (97%) commuted to the balance of Greater Sydney. In net terms, approximately 32,000 persons commuted into North Sydney LGA, with 30,400 (95%) of these commuting from the balance of Greater Sydney.

Persons commuting into North Sydney LGA are most likely to commute from nearby LGAs, mainly Northern Beaches (6,681 persons; 11% of in-commuters), Sydney (4,792; 8%), Willoughby (3,885; 6%), Inner West (3,777; 6%) and Ku-ring-gai (3,686; 6%) Local Government Areas. Those commuting out of North Sydney LGA are most likely to travel to Sydney LGA (16,098 persons; 54% of out-commuters), with some also travelling to Willoughby (2,910 persons; 10% of out-commuters) and Ryde (1,810; 6%) Local Government Areas.

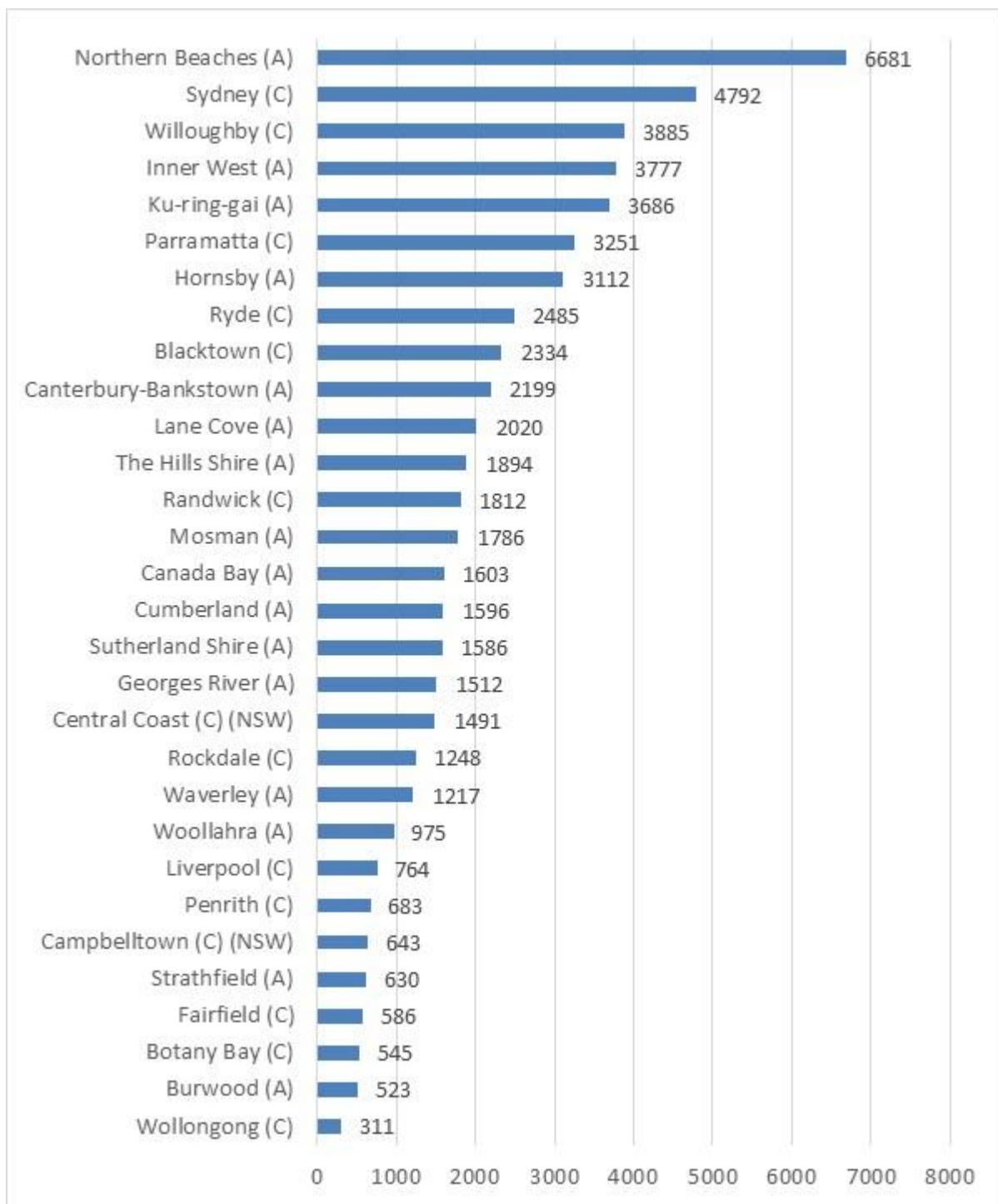


Figure 1-1: Persons working in North Sydney LGA by LGA of usual residence (top 30)

Source: JSA 2019, using data from ABS Census of Population and Housing 2016 (Tablebuilder, Place of Work / Place of Usual Residence)

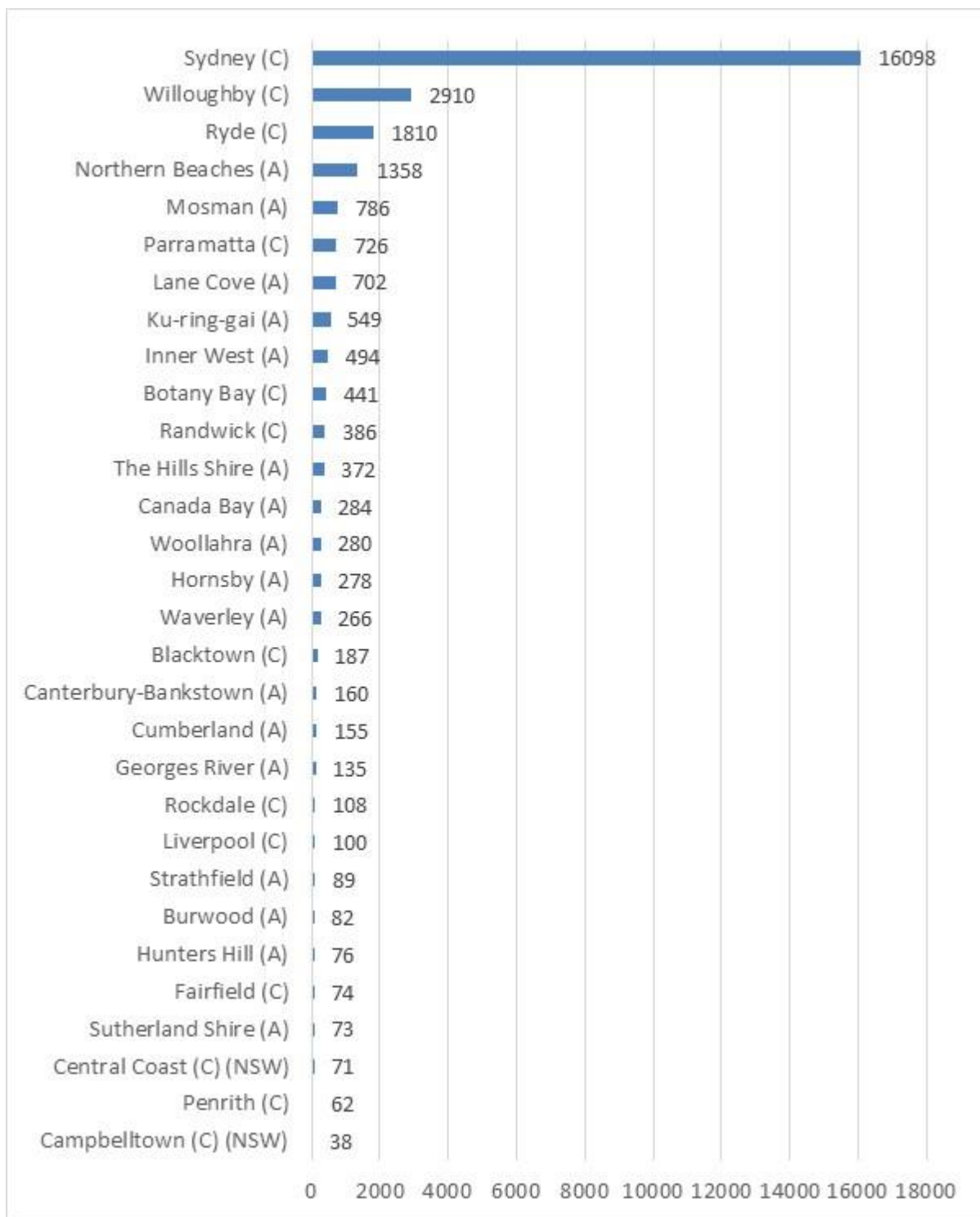


Figure 1-2: Persons usually resident in North Sydney LGA by LGA of work (top 30)

Source: JSA 2019, using data from ABS Census of Population and Housing 2016 (Tablebuilder, Place of Work / Place of Usual Residence)

The individual income profiles for persons living and working in North Sydney LGA, commuting in from the balance of Greater Sydney and commuting out to the balance of Greater Sydney are all quite similar, with all three groups being substantially higher-earning compared with all persons working in greater Sydney. The main difference between the groups is the proportion earning \$2,000 gross or more per week; those commuting out were the highest income earners, with 40% earning \$2,000 or more per week. Comparatively, 35% of those commuting into the LGA from the balance of Greater Sydney earned \$2,000 per week and 32% of those who both lived and worked in North Sydney earned that amount. The proportion of all persons working in Greater Sydney who earned \$2,000 or more per week was much lower, at 17%. This seems to indicate that persons who commute into North Sydney LGA do not do so because they are excluded from the rental / purchase market. Rather, they do so from choice (noting that jobs in North Sydney LGA tend to be higher value), possibly because they wish to live in a higher-amenity area with lower density housing.

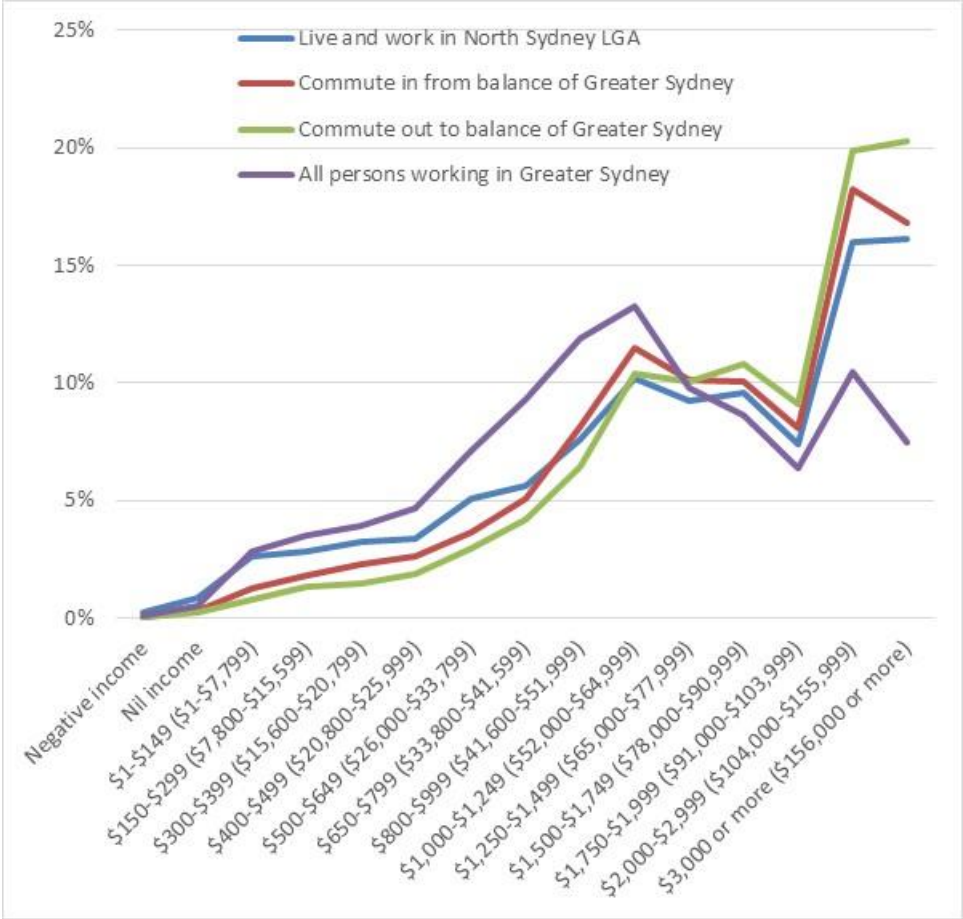


Figure 1-3: Individual income profile for persons living and working in North Sydney LGA, persons commuting into the LGA from the balance of Greater Sydney and commuting out to the balance of Greater Sydney from the LGA

Source: JSA 2019, using data from ABS Census of Population and Housing 2016 (Tablebuilder, Place of Work / Place of Usual Residence)

In terms of occupation profile, again the profiles of those living and working in North Sydney LGA, those commuting in from the balance of Greater Sydney and those commuting out to the balance of Greater Sydney are quite similar. Those commuting out

are somewhat more likely to be professionals (45% compared with 41%), those commuting in are somewhat more likely to be clerical and administrative workers (15% compared with 13%), and those both living and working in North Sydney LGA are somewhat more likely to be community and personal service workers (8% compared with 6%). The profiles for all groups are very different to the profile for all persons working in Greater Sydney, with the main differences being a larger proportion of managers (21% compared with 14% of all persons working in Greater Sydney) and professionals (41-45% compared with 27%), and a lower proportion of technicians and trades workers (5-7% compared with 11%), sales workers (6-8% compared with 9%), machinery operators and drivers (1% compared with 6%) and labourers (2-3% compared with 7%).

Again, this appears to indicate that workers are generally not excluded from North Sydney LGA (assuming that persons will live close to their place of work if they are able). Rather, they choose to commute into the LGA because they wish to live in an area which is higher amenity, has lower density / larger housing, etc.

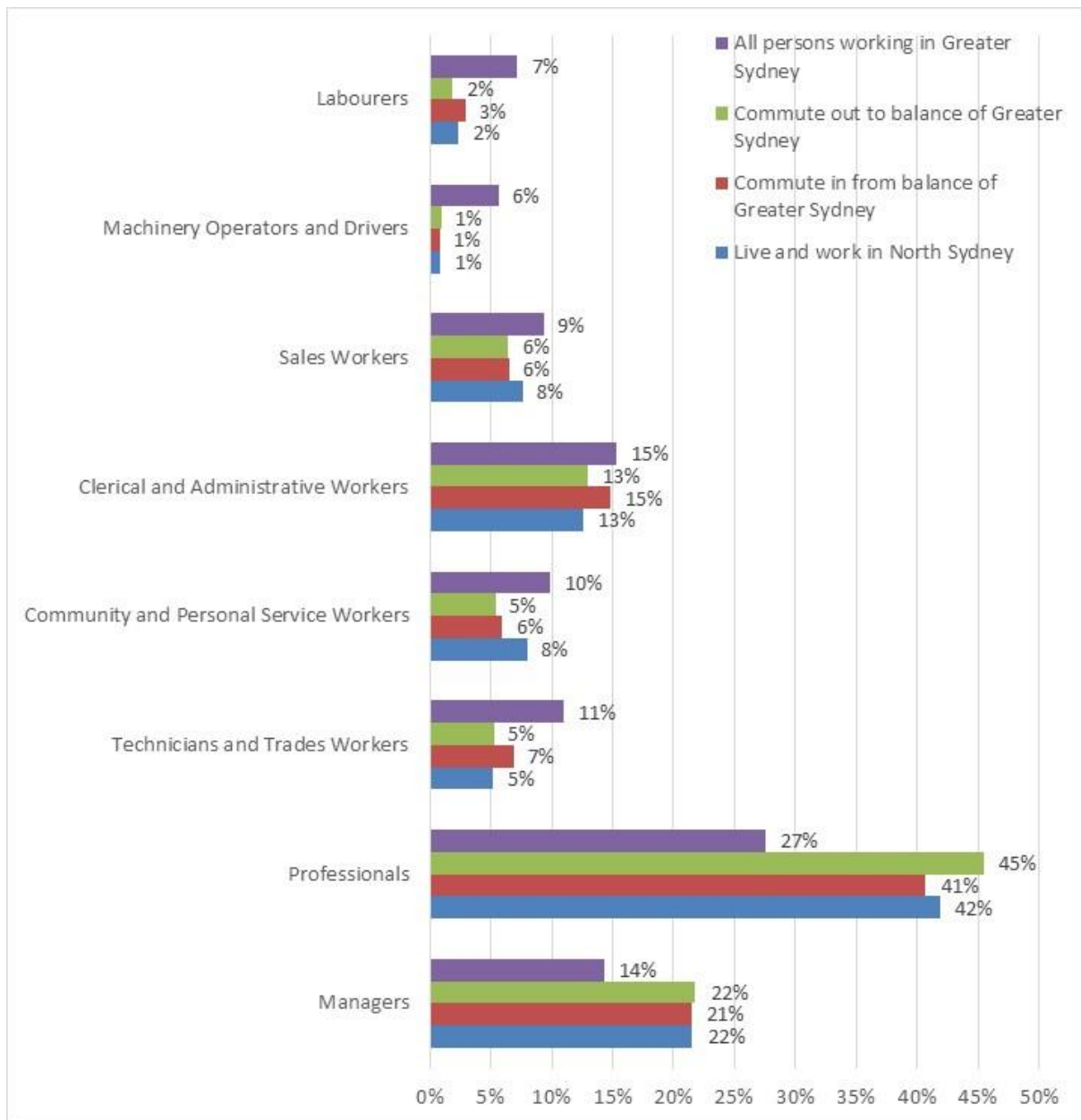


Figure 1-4: Occupation profile for persons living and working in North Sydney LGA, persons commuting into the LGA from the balance of Greater Sydney and commuting out to the balance of Greater Sydney from the LGA

Source: JSA 2013, using data from ABS Census of Population and Housing 2011 (Tablebuilder, Place of Work / Place of Usual Residence)