

# SUMS<sup>+</sup>

The Smart Utility Management Solution.

It all adds up.

SUMS+

# SUMS Group

- ✦ SUMS offers industry leading expertise in water & energy monitoring and reporting
- ✦ Founded 2003 in Sydney, NSW
- ✦ Technology led sustainability company
- ✦ Monitors over 120 residential strata buildings
- ✦ Works closely with North Sydney Council Parks & Assets
- ✦ Key partner in City of Sydney's Smart Green Apartments Program



# Industries

- Education
- Government
- Commercial
- Agriculture
- Utility Providers
- Residential Strata**



20,000

Meter Connections



800+

Customers

SUMS<sup>+</sup>

# We Monitor

WATER



ELECTRICITY



GAS



TEMPERATURE



# Why We Are Here

Help residential strata to use utility data to:

- ✦ Clearly identify time-of-use
- ✦ Respond quickly to potential issues
- ✦ Benchmark performance against industry std
- ✦ Reduce costs and consumption

# We Focus On

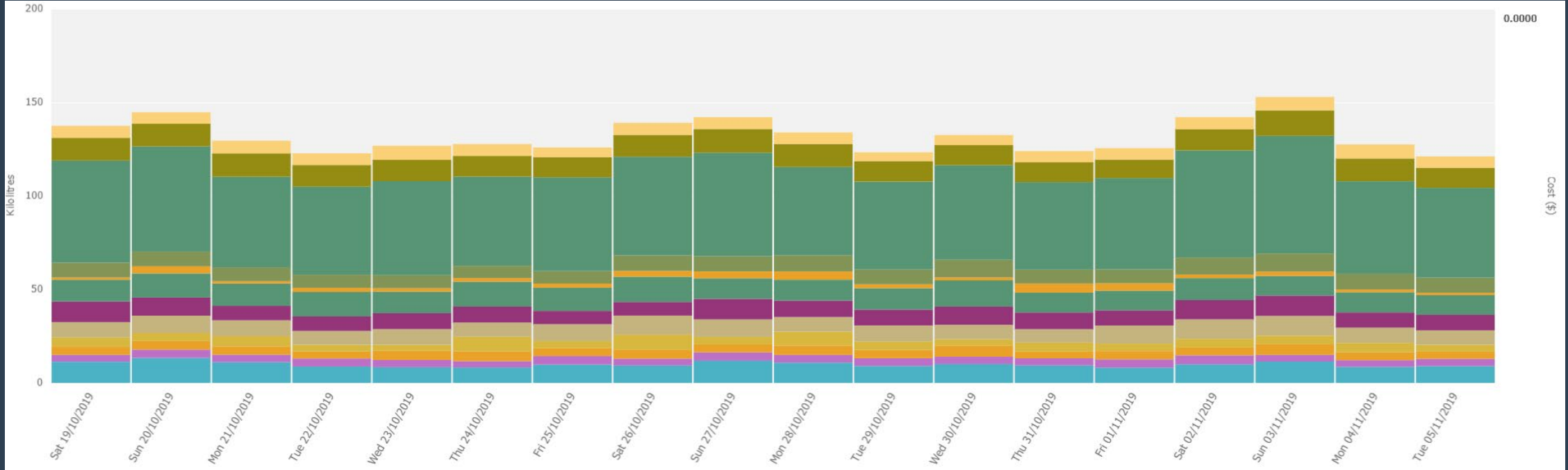
- ✦ Understanding current water and energy usage.
- ✦ Identifying potential savings.
- ✦ Taking a systematic approach.
- ✦ Achieving measurable results.

## Why a Data Portal?

- ✦ **Simplified Data Provision** – 24-hour access all in one place
- ✦ **Near Real Time Data** – Reliable and Better Decision Making
- ✦ **Understand Actual Usage Patterns** – ID Patterns, base flow, power factor, ongoing efficiencies (and inefficiencies)
- ✦ **Help you meet your goals** – tack towards benchmarks

# Sub-Meters & Monitoring

Water Consumption (kL)



Cost (\$)

Cost (\$)

Date

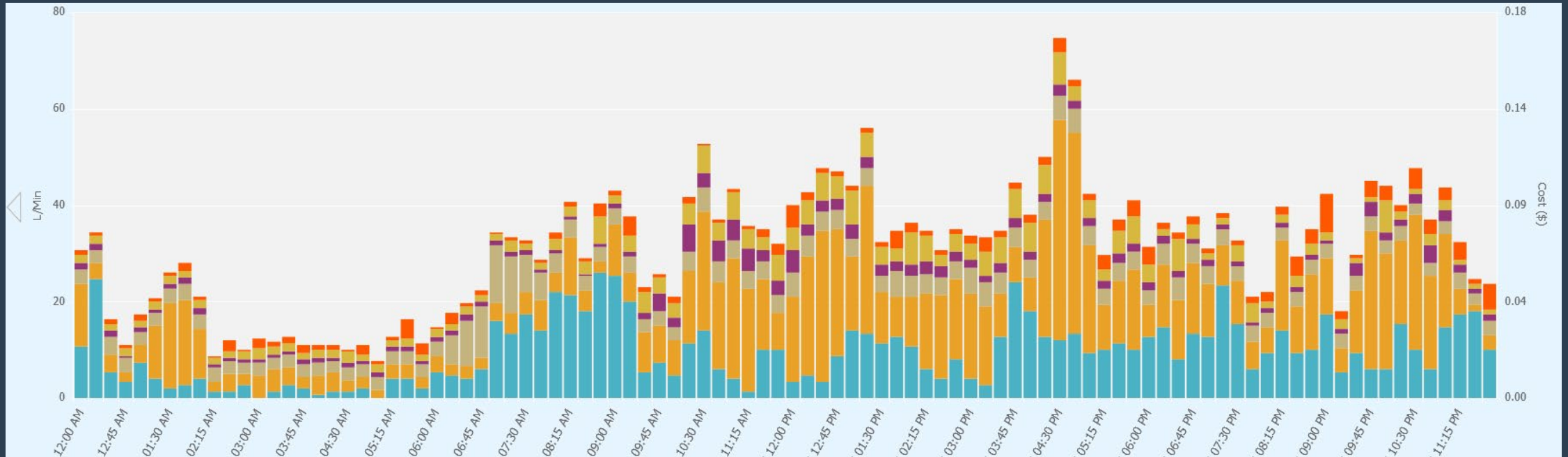
- Phase 1 Apartment Buildings 10 McKye St Waverley
- Phase 1 Apartment Buildings 73 Grasmere Rd Cremorne
- Phase 1 Apartment Buildings 17-19 Grasmere Rd Cremorne
- Phase 1 Apartment Buildings 8 Parraween St Cremorne
- Phase 1 Apartment Buildings 106 Young St Cremorne
- Phase 1 Apartment Buildings 16-18 Harrison St Cremorne
- Phase 1 Apartment Buildings Harbourlights 102 Alfred Milsons Pt
- Phase 1 Apartment Buildings 6 Gas Works Rd Wollstonecraft
- Phase 1 Apartment Buildings 5-9 Telopea St Wollstonecraft
- Phase 1 Apartment Buildings 138 Walker St Nth Sydney
- Phase 1 Apartment Buildings 2 Gas Works Rd Wollstonecraft
- Phase 1 Apartment Buildings 8 Gas Works Rd Wollstonecraft





# Sub-Meters & Monitoring

Flow Rate (L/ Minute)



Cost (\$)

Time of Day

Chart Period: **Day** | Week | Month | Year | Custom Range | Presets

Graph Units: **L/Min** | Interval: **15-Min**

Hide Graph Legend

- Tower Laundry L6-L12
- Tower Commercial/Common Areas
- Tower Cooling Tower 3
- Tower Cooling Tower 2
- Tower Cooling Tower 1
- Tower Commercial/Common Areas
- Tower Cooling Tower 2
- Tower Cooling Tower 1
- Tower Common Areas
- Tower Cooling Tower



SUMS+

# Sub-Meters & Monitoring



SUMS<sup>+</sup>

# SUMS Process

**Simplified**



**Implement**



**Utilise**

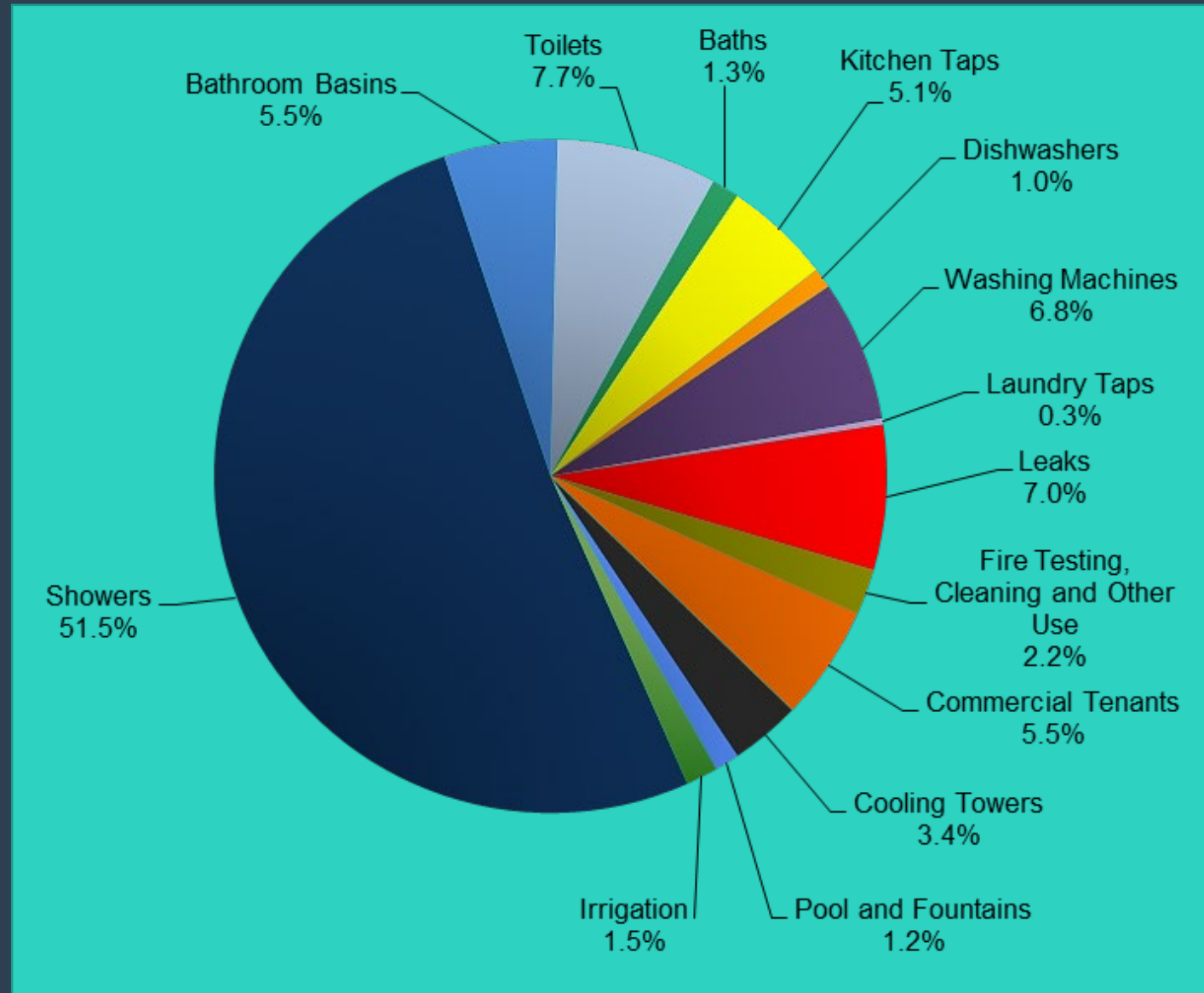


**Report**

- Know Your Building
- Provide Utility Bills
- Initial Site Visit
- Install Equipment
- Implement System
- SUMS Play!
- On Site SUMS Training
- Setting All Relevant Alerts
- Understand Data and Key Benchmarks
- Understand Utility Usage Patterns
- Take Action!
- Create and Report on Savings

# An Average Building

More than  
86% of Water  
is Used Inside  
the  
Apartments.



# Benchmarks

| Benchmark Category | Water Use per Bedroom Benchmark (L/bedroom/day) |
|--------------------|---|
| Higher Use         | 300 and higher                                  |
| Typical            | 200 to 300                                      |
| Best Practice      | Less than 200                                   |
| Unachieved Target  | Less than 130                                   |

# Futureproofing Residential Strata

**Track Water & Energy Use** (benchmark,  
flow monitoring, sub meters)



**Check the Common  
Areas for Hidden  
Problems**



**Improve Apartments**  
(leaks, showers, tap flow  
rates)

**Keep an Eye on it**  
(verify savings, alert any  
future losses)

# Reports

- + Monthly water consumption overview & insights
- + **Futureproofing Apartments Project** – 30 buildings in North Sydney
  - > 12 buildings over the past 4 weeks
  - > Lowest consumption times of 2am and 4am
  - > Average daily water consumption
  - > Potential water inefficiencies or leaks

SUMS<sup>+</sup>



We would love to show you more...

THANK YOU.

1300 368 603 | [info@sums.com.au](mailto:info@sums.com.au) | [sums.com.au](https://sums.com.au)

